



The 2024 European Social Services Conference
CO-CREATING FUTURE SOCIAL SERVICES
Antwerp 26-28 June 2024

Promoting Independent Living in the Community x

*Francesca Palmas, Director of the Study Center
ABC Brain Injured Children Association, Italy*



Human rights 📌 Convention on the Rights of Persons with Disabilities

📌 Individual Project



«Pensami adulto » M.Tortello

(Art.19 – CRPD «...have the opportunity to choose their place of residence and where and with whom they live on an equal basis with others...»)

We started from:

- «Institutional» loneliness of families
- Lack of tailored services and support
- No possibility of choice
- Hospitalizations and institutionalization
- No decisions shared with families

SOLUTION:

- Everyone has the right to have a family
- Empowerment and active participation
- Social awareness and awareness of their role
- Train with institutions and service operators

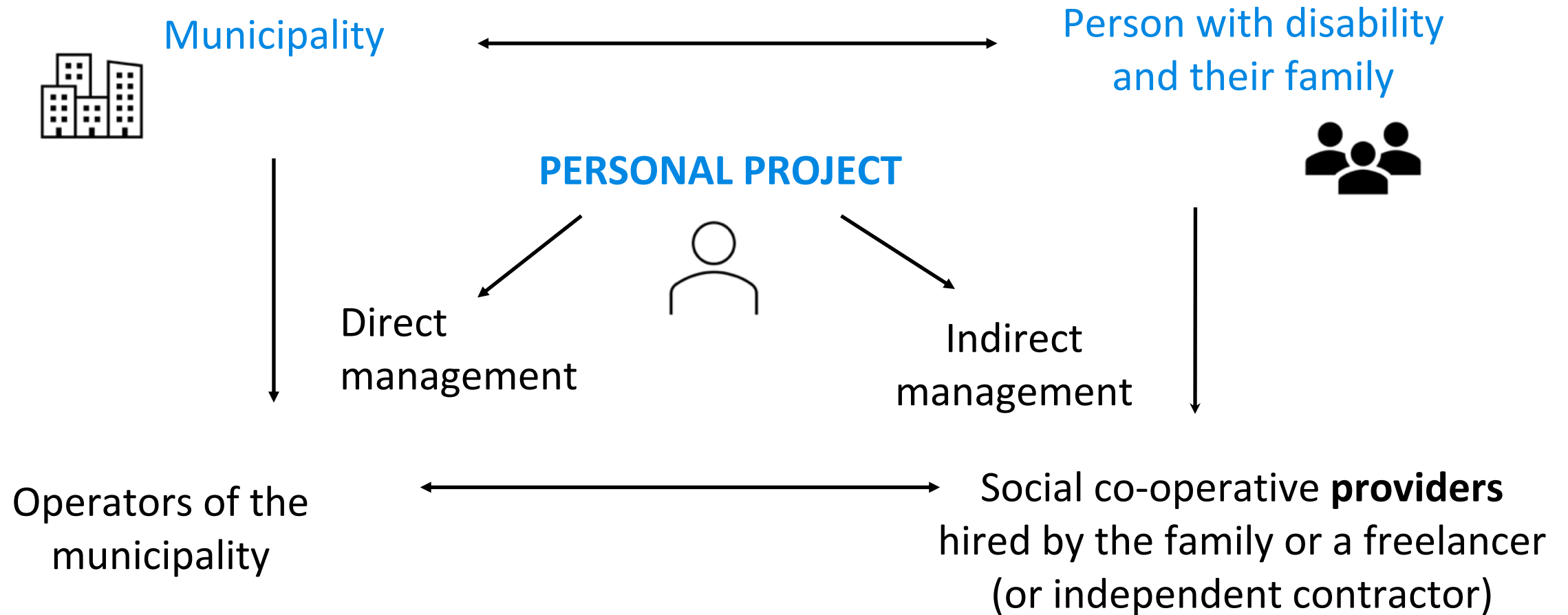


"The Model Sardinia": action and outcomes of best practice of "social plural welfare"



- have generated, not without difficulties and contrasts, a virtuous circle of collaboration and subsidiarity

Personalised Inclusion Plan



Interventions based personalised plan

Needs assessment

- Health Analysis (health report)
- Family Situation Analysis (social report)

Setting Up Plan

- Track of the project, identifying intervention, goals, results and business plan in order to make it happen

Interventions:

- Education service
- Personal support and/or home care
- Reception at authorized day centers, limited to the payment of the social quota
- Stay for no more 30 days a year in authorised facilities
- Sports and socialisation activities



An example in this way: It Can be done! The «**Sardinian Model**»

In 22 years of
implementation of
projects in Sardinia
over 500.000 customized
and coplanned plans,
plus customized support
have been achieved

Over EUR 1.8
billions invested



.....and now?

A national law on the Life project: keyword

- ❑ Individual, personalized and participatory life project
- ❑ Bio-psycho-social approach and evaluation (ICF, barriers, facilitators and supports)
- ❑ Simplification
- ❑ Self-determination (your desires, your choices...)
- ❑ Domiciliary and independent living
- ❑ Universal Design and UN Convention
- ❑ Deinstitutionalisation processes
- ❑ Project budget

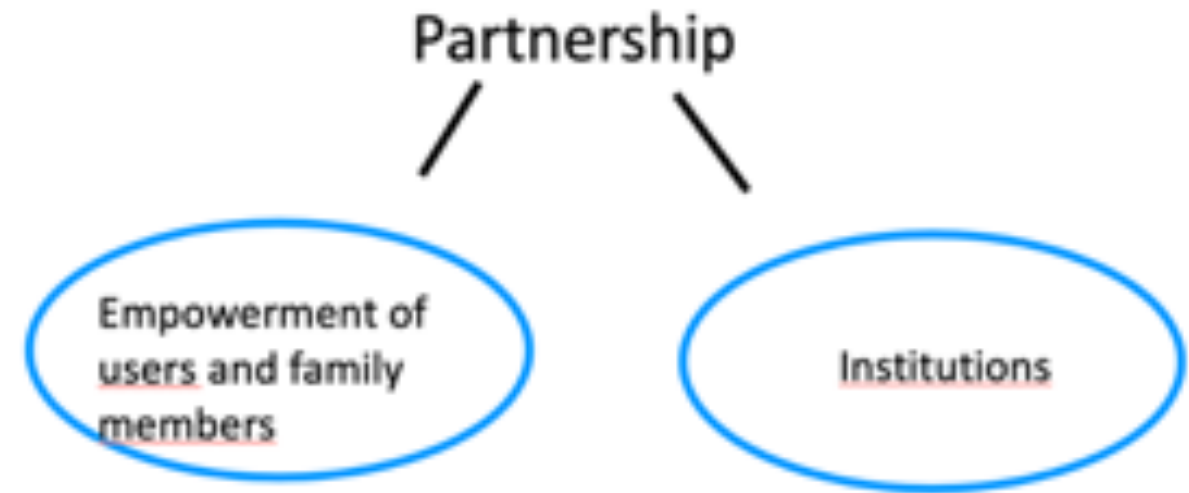
It can be done!
.....for everyone

Living the way I want! As?

We build together:

The ***multidisciplinary evaluation*** builds the individual project plans and designs, or rather co-plans this perspective: the **focus is always on the person** in their **life context** (removing barriers, providing/organising facilitators) – it goes beyond the concept of pathology or, worse, category/disability

Guarantee everyone the right to independent living and to choose where and with whom to live
(Art. 19 - UN Convention)

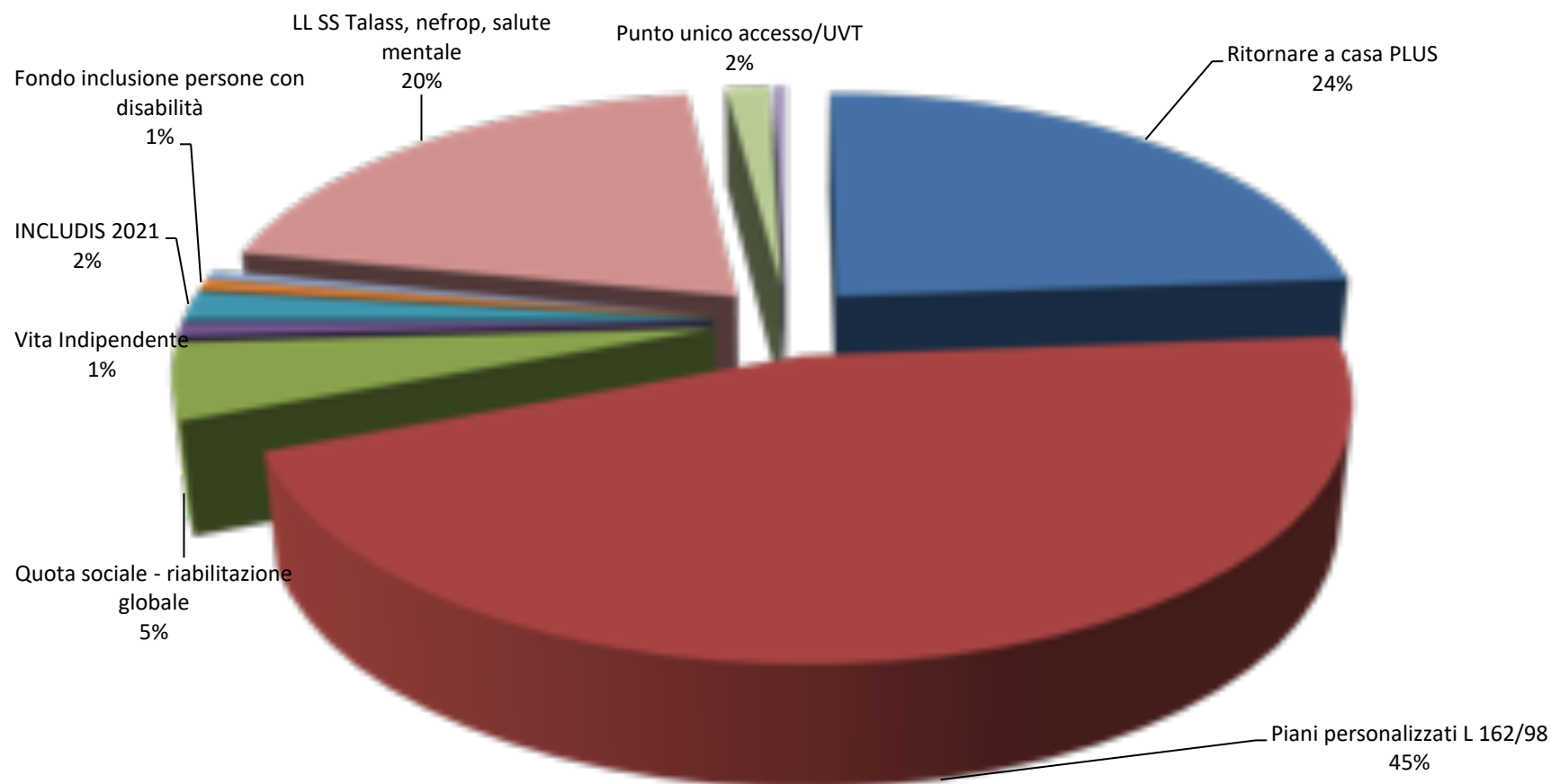


Flusso numero piani e finanziamenti Sardegna		
2000	123	1.337.964
2001	580	4.155.265
2002	1.524	10.516.445
2003	2.344	13.463.000
2004	3.461	21.998.500
2005	6.119	29.245.763
2006	9.222	40.003.630
2007	16.895	58.746.276
2008	25.597	96.126.988
2009	28.351	102.205.214
2010	30.897	90.299.138
2011	33.435	98.376.350
2012	36.609	104.609.384
2013	38.573	105.586.951
2014	37.156	103.813.045
2015	38.128	103.981.935
2016	34.593	105.760.521
2017	38.605	100.000.000
2018	40.335	105.000.000
2019	40.107	130.568.749
2020	40.238	130.868.293
2021	40.300	131.000.000
2022	44.049	126.740.000
2023	44.375	132.740.000
2024	46.703	148.560.884

Spesa per interventi e servizi sociali dei comuni singoli e associati area disabilità, per regione e ripartizione geografica, in euro, pro capite rispetto a popolazione generale - Anno 2018 - elaborazione Centro Studi ABC su dati Istat 2021

Regione	spesa in euro pro capite su popolazione generale	valore assoluto in euro
Sardegna	109,1	182.632.593,0
Bolzano/South Tyrol	103,5	52.298.796,0
Trentino-Alto Adige/Südtirol	83,1	85.874.368,0
Friuli-Venezia Giulia	80,5	99.437.112,0
Trento	63,7	33.575.572,0
Lombardia	43,4	428.079.100,0
Lazio	37,6	214.553.321,0
Emilia-Romagna	34,2	151.005.556,0
ITALIA	33,1	2.005.389.849,0
Marche	32,9	51.416.906,0
Veneto	31,7	156.354.522,0
Piemonte	31,4	139.909.684,0
Toscana	28,5	106.574.271,0
Liguria	27,5	44.408.092,0
Abruzzo	25,3	33.988.513,0
Sicilia	23,6	119.008.239,0
Umbria	20,3	18.315.505,0
Basilicata	17,8	10.496.177,0
Molise	15,8	5.060.776,0
Campania	15,4	89.829.909,0
Puglia	14,7	59.993.367,0
Calabria	4,2	8.356.655,0
Valle d'Aosta/Vallée d'Aoste *	25,2	3.226.052,0
* fonte bilancio Regionale VdA		


Interventi rivolti alle persone con disabilità e non autosufficienza anno 2022 (valori finanziari in percentuale)



Fonte: Reg Sardegna

"It always seems impossible until it's done"

N.Mandela



Thanks for the attention

abc@abcitalia.org

www.abcitalia.org